

AirLine RDM is pixel controllable linear LED luminaire family. Facade lighting applications are easily done with its variable resolutions from 25mm to 150mm pixel pitch.

Due to its compatibility with DMX512 RDM Standards, LED failures are detected through computer screen and this allows short maintenance time and additional cost reduction

Options



RGB

Red Green
Blue



RGBW

Red Green
Blue White

Control

DMX512/RDM



General Specifications

- With its **aluminum extrusion body and UV-resistant diffuser**, it is designed to operate smoothly for many years under harsh environmental conditions.
- 48VDC** operating voltage allows sequential connection of long lengths.
- With **DMX512/RDM** protocol support, luminaires self-test and provide status of faulty LED notification, thus minimizing maintenance cost.
- They provide visual harmony to architectural structures with **body color options**.
- Due to **DMX512/RDM** protocol support, it provides full compatibility with external control software such as **Madrix 5, Madrix Radar, ENTTEC ELM**.
- Luminaire sequential control can be achieved by **4XDMX** support for **670 pixel** with RGB systems and **512 pixel** with RGBW systems



RDM

- With the DMX512/RDM Protocol, two-way communication is provided for LED luminaires. In this way, it is ensured that the systems are sustainable by receiving feedback from the luminaires. From all product ranges in the AirLine DMX512/RDM product family; Temperature, Input Voltage, Working Time, Working Current information are instantly transferred to the control computer.
- Unlike its competitors, the AirLine RDM product family has the ability to detect all luminaire malfunctions at the pixel level. In this way, bugs are tracked from the control computer and instantly transmitted to authorized persons via e-mail.
- In addition to fault detection, when requested, faulty luminaires are automatically disabled by the system, preventing the formation of a bad image on the building.

Technical Specifications

General

Pixel Pitch	25mm ~ 150mm
Control	DMX512/RDM
Color Depth	16,7 Million

Physical

Size	(A*) x 39mm x 29mm
Body	Aluminium Extrusion
Connections	IP67 Connector
Working Temperature	-25°C ~ +50°C
Protection Class	IP67

* Product lengths may vary. For details, see the technical drawing section.

Optical

Luminous Flux	700lm*
Viewing Angle	120°

* Lumen value is given when all LEDs are at full power.

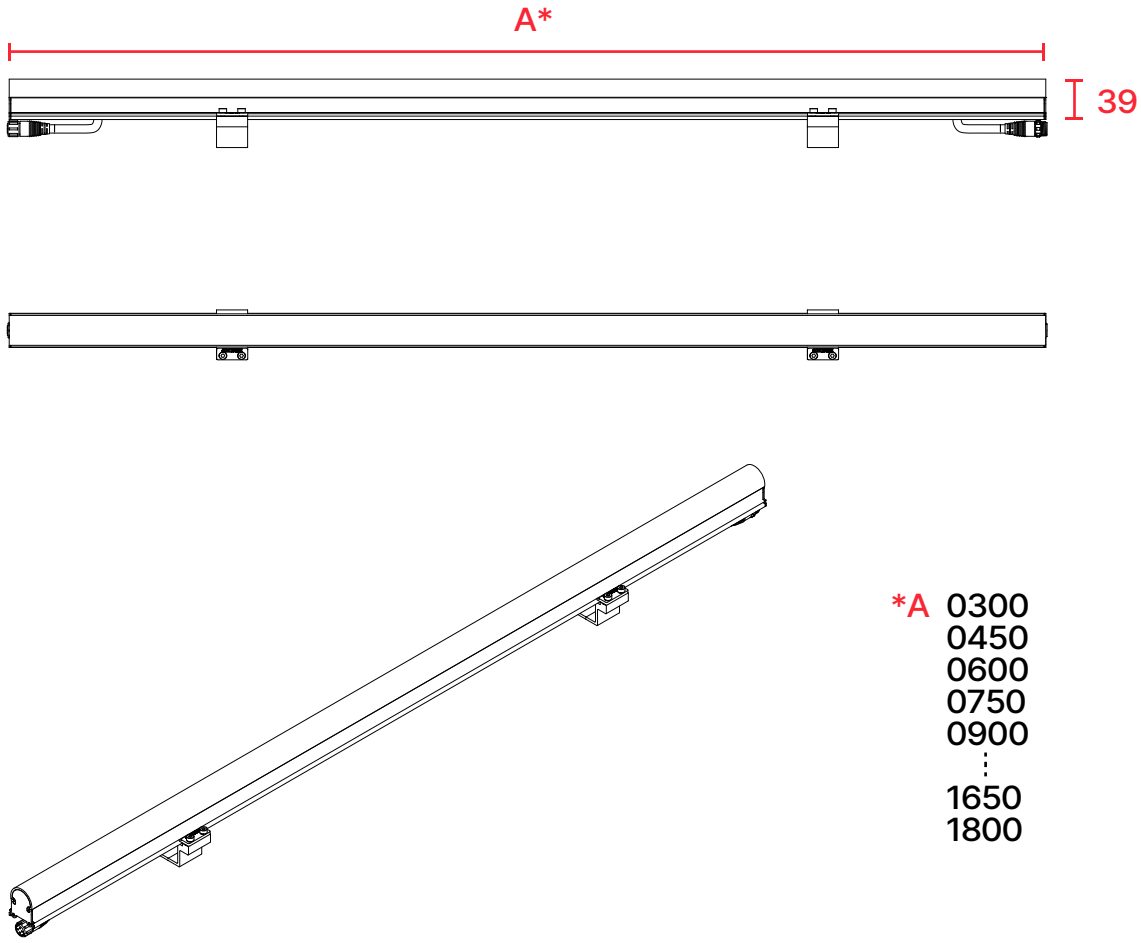
Electrical

Power	10 ~ 20W*
Operating Voltage	48VDC

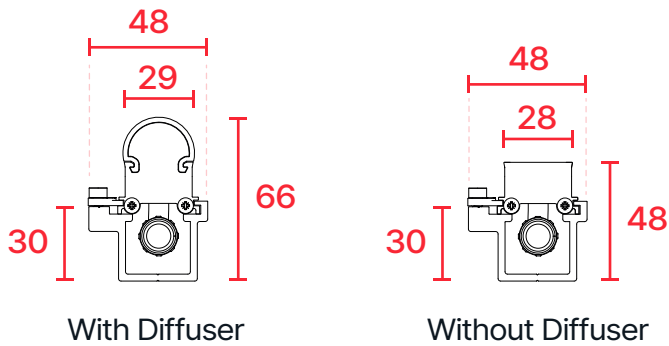
* Power consumption may vary with product length and pixel structure.

**Longer installations can be done with
48VDC operating voltage.**

Technical Drawing



Options



All dimensions are in millimeters

Accessories

Connection Accessories



Extension Cable




Input Cable


Mounting Accessories



Standard Mounting Bracket



U Type Mounting Bracket



M4 Allen Key

Connection Diagram



ENTTEC ELM, MADRIX 5 or any ArtNET Control Software

